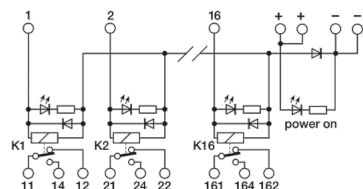




16

electromechanical relay 24Vdc SPDT 16A, screw, pluggable



Series	
Code	XR161E24
Type	R161E24
HS code	85364190
INPUT TECHNICAL DATA	
Input rated voltage	24 Vdc $\pm 10\%$
Pull in / drop out voltage type	16.8 V / 2.4 V
Current consumption	22 mA $\pm 10\%$
Turn ON / OFF time	10 ms / 5 ms
Protection circuit	Free-wheel diode, Reverse polarity
Connection terminal	2.5 mm ² screw type and 20 poles connector
Input channels	16 pluggable
OUTPUT TECHNICAL DATA	
Contact type	SPDT, 1 form C, AgSnO ₂
Nominal current	16 A (250 Vac)
Continuous current	16 A
Connection type	2.5 mm ² screw type
GENERAL TECHNICAL DATA	
Operating temperature range	-20...+70°C
Input / output isolation	2.5 kVac / 60 s
Protection degree	IP 00
Overvoltage category / pollution degree	II / 2
Status indication	LED "DC OK" / LED "Relay"
Housing material	UL94V-0 plastic material
Dimensions (LxHxD)	250x93x75 mm
Approximate weight	657 g
Mounting information	on a rail, side by side
ACCESSORIES	
Mounting rail (IEC60715/TH35-7.5)	PR/3/AC, PR/3/AC/ZB, PR/3/AS, PR/3/AS/ZB
Mounting rail (IEC60715/TH35-15)	PR/3/PP, PR/3/PP/ZB, PR/3/PA, PR/3/PA/ZB
Spare part relay	8904073
APPROVALS AND MARKINGS	CE



* Pluggable relay* DC input voltage* SPDT contact* Coils with negative common and positive command (PNP)
1 Manufacturer and model of the relay is not binding, technical data are to be considered typical

PRODUCT DESCRIPTION

R161E24 16 electromechanical relay 24Vdc SPDT 16A, screw, pluggable