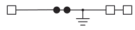





Push-in terminal block 2.5mm² 1+2, 1-level, earth connection



Series	EFC
Code	EFCE210
Type	EFCE.2/1+2
HS code	85369010
Colour	Yellow-green
TECHNICAL FEATURES	
Function/Type	Ground terminal blocks
Rated cross-section	2.5 mm ²
Connecting capacity	
Flexible wire	0.2-4 mm ²
Rigid wire	0.2-4 mm ²
Wire with ferrule - ferrule type	2.5 mm ² - WP25/19
Characteristics according to European standard IEC EN 60947-7-2	
Maximum voltage AC/DC	-
Maximum current (rated cross-section)	-
Caliber	A3
Characteristics according to UL	
Maximum voltage AC/DC	600 V
Maximum current (rated cross-section)	-
Section (min-max)	24-12 (AWG)
Characteristics according to ATEX directive and IEC ex standard	
Maximum voltage AC/DC	-
Maximum current (rated cross-section)	-
Service temperature Min/Max	-40 °C / +110 °C
Rated impulse withstand voltage / pollution degree	6 kV / 3
Insulation stripping length	9 mm
Width (pitch)	5.2 mm
Length	64.6 mm
Height mounted on TH35-7.5/TH35-15/G32	39.2 / 46.7 / - mm
Insulation material temperature index (EN 60216-1)	130 °C
Plastic material	Polyamide UL94V-0
ACCESSORIES	
End section	
Grey	EFCE.2/1+2/PT/GR (cod. EFC211GR)
Blue	EFCE.2/1+2/PT/BL (cod. EFC211BL)
Thickness	1.5 mm
Coloured partition plate	DFE.1+2/R (cod. DFE02R)
Marking	
Adhesive numbering strip	TMM102105AW (cod. TMM102105AW)
Snap-on numbering strip	TMM102105W (cod. TMM102105W)
Single marking tag	CNU/8/51 (cod. NU0851S), CNU/10/51 (cod. NU1051S)
Single marking tag for pitch insertion	CNU/8/51 (cod. NU0851S), CNU/10/51 (cod. NU1051S)
End bracket	
TH35 screw type	BT/3 (cod. BT003)
TH35 snap-fit type	BTO (cod. BT007)
TH35 and G32 snap-fit type	BTU (cod. BT005)
DIN rail according to IEC 60715/TH35	PR/3/..
APPROVALS AND MARKINGS	



* Reduced wiring time
* Wire release push button

1 For more details on accessories, refer to the relevant chapters

PRODUCT DESCRIPTION

EFCE.2/1+2 Push-in terminal block 2.5mm² 1+2, 1-level, earth connection