




## Push-in disconnecter terminal 2.5mm<sup>2</sup>, 1-level, grey color



|  |   |
|--|---|
| Series   | EFS   |
| Code   | EFS200GR  |
| Type   | EFS.2/GR  |
| HS code  | 85369010  |
| Colour   | Grey  |
| <b>TECHNICAL FEATURES</b>  |   |
| Function/Type  | Disconnecter  |
| Rated cross-section  | 2.5 mm <sup>2</sup>   |
| <b>Connecting capacity</b>   |   |
| Flexible wire  | 0.2-4 mm <sup>2</sup>   |
| Rigid wire   | 0.2-4 mm <sup>2</sup>   |
| Wire with ferrule - ferrule type                                       | 2.5 mm <sup>2</sup> – WP25/19   |
| <b>Characteristics according to European standard IEC EN 60947-7-1</b> |   |
| Maximum voltage AC/DC  | 630 V   |
| Maximum current (rated cross-section)                                  | 13 A  |
| Caliber  | A3  |
| <b>Characteristics according to UL</b>                                 |   |
| Maximum voltage AC/DC  | 300 V   |
| Maximum current (rated cross-section)                                  | 12 A  |
| Section (min-max)  | 24-12 (AWG)   |
| <b>Characteristics according to ATEX directive and IEC ex standard</b> |   |
| Maximum voltage AC/DC  | –   |
| Maximum current (rated cross-section)                                  | –   |
| Service temperature Min/Max  | –   |
| Rated impulse withstand voltage / pollution degree                     | 4 kV / 3  |
| Insulation stripping length  | 9 mm  |
| Width (pitch)  | 5.2 mm  |
| Length   | 49.6 mm   |
| Height mounted on TH35-7.5/TH35-15/G32                                 | 41.2 / 48.7 / – mm  |
| Insulation material temperature index (EN 60216-1)                     | 130 °C  |
| Plastic material   | Polyamide UL94V-0   |
| <b>ACCESSORIES</b>   |   |
| <b>End section</b>   |   |
| Grey   | EFC.2/PT/GR (cod. EFC201GR)   |
| Blue   | EFC.2/PT/BL (cod. EFC201BL)   |
| Thickness  | 1.5 mm  |
| Cross-connection   | EFB.2/.../... (cod. EFB02...)   |
| Rated current carrying capacity IEC/ATEX                               | 24 A  |
| Coloured partition plate   | DFE.1+1/R (cod. DFE01R)   |
| <b>Marking</b>   |   |
| Single marking tag   | CNU/8/51 (cod. NU0851S), CNU/10/51 (cod. NU1051S)                                     |
| Single marking tag for pitch insertion                                 | CNU/8/51 (cod. NU0851S), CNU/10/51 (cod. NU1051S)                                     |
| <b>End bracket</b>   |   |
| TH35 screw type  | BT/3 (cod. BT003)   |
| TH35 snap-fit type   | BTO (cod. BT007)  |
| TH35 and G32 snap-fit type   | BTU (cod. BT005)  |
| DIN rail according to IEC 60715/TH35                                   | PR/3/..   |
| <b>APPROVALS AND MARKINGS</b>  |   |
|  |  |



\* Reduced wiring time  
\* Wire release push button

1 For more details on accessories, refer to the relevant chapters

## PRODUCT DESCRIPTION

EFS.2/GR Push-in disconnecter terminal 2.5mm<sup>2</sup>, 1-level, grey color