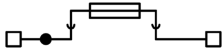




Push-in terminal block 2.5mm² fuse-holder, 1-level, grey color



ATTENZIONE:
inserire una piastrina terminale tra due morsetti adiacenti a causa della differenza di spessore tra cartuccia e morsetto.

ATTENTION:
insert an end section between two adjacent terminal blocks, due to the thickness difference between cartridge and terminal block.

Code	EFS202GR
Type	CPFE.2 + EFS.2/GR
HS code	85369010
Colour	Grey
TECHNICAL FEATURES	
Function/Type	Fuse-holder 5x20
Rated cross-section	2.5 mm ²
Connecting capacity	
Flexible wire	0.2-4 mm ²
Rigid wire	0.2-4 mm ²
Wire with ferrule - ferrule type	2.5 mm ² - WP25/19
Characteristics according to European standard IEC EN 60947-7-1 / 60947-7-3	
Maximum voltage AC/DC	250 V
Maximum current (rated cross-section)	6.3 A (1)
Caliber	A3
Characteristics according to UL	
Maximum voltage AC/DC	300 V
Maximum current (rated cross-section)	6.3 A (1)
Section (min-max)	24-12 (AWG)
Characteristics according to ATEX directive and IEC ex standard	
Rated impulse withstand voltage / pollution degree	6 kV / 3
Insulation stripping length	9 mm
Width (pitch)	5.2 mm
Length	55.2 mm
Height mounted on TH35-7.5/TH35-15/G32	60.7 / 68.2 / - mm
Insulation material temperature index (EN 60216-1)	130 °C
Plastic material	Polyamide UL94V-0
ACCESSORIES	
End section	
Grey	EFC.2/PT/GR (cod. EFC201GR)
Blue	EFC.2/BT/BL (cod. EFC201BL)
Thickness	1.5 mm
Cross-connection	EFB.2/.../... (cod. EFB02...)
Rated current carrying capacity IEC/ATEX	24 A
Coloured partition plate	DFE.1+1/R (cod. DFE01R)
Marking	
Single marking tag	CNU/8/51 (cod. NU0851S), CNU/10/51 (cod. NU1051S)
Single marking tag for pitch insertion	CNU/8/51 (cod. NU0851S), CNU/10/51 (cod. NU1051S)
Fuse type	5x20 mm (1)
Conductive element	CO/5 (cod. VL103)
Light alarm circuit (12...48 V)	CIL/12-24-48 (cod. CB518)
Light alarm circuit (110...230 V)	CIL/115-230 (cod. CB523)
End bracket	
TH35 screw type	BT/3 (cod. BT003)
TH35 snap-fit type	BTO (cod. BT007)
TH35 and G32 snap-fit type	BTU (cod. BT005)
DIN rail according to IEC 60715/TH35	PR/3/..
APPROVALS AND MARKINGS	™, ,



* Suitable for 5x20 mm fuses
 * Accessory with alarm LED, available separately
 * Accessory with 1 A or 3 A diode, available separately
 * ATTENTION: insert an end section between two adjacent terminals, due to the difference in thickness between the cartridge and the terminal block.

1 For more details on accessories, refer to the relevant chapters
 2 (1) Value limited by the certification rating of the fuse

PRODUCT DESCRIPTION

CPFE.2+EFS.2/GR Push-in terminal block 2.5mm² fuse-holder, 1-level, grey color