






High current terminal bolt/bolt connection 150mm², with protections, rail-mountable, beige.color



Series	GPM
Code	GP425
Type	GPM.150/C/BB
HS code	85369010
Colour	Beige
TECHNICAL FEATURES	
Function/Type	Feed-through
Rated cross-section	150 mm ²
Connecting capacity	
Flexible wire	-
Rigid wire	-
Wire with ferrule - ferrule type	32 mm – M10 (1)
Characteristics according to European standard IEC EN	
Maximum voltage AC/DC	1000 V
Maximum current (rated cross-section)	309 A nom./ 365 A max.
Caliber	-
Characteristics according to ATEX directive and IEC ex standard	
Maximum voltage AC/DC	-
Maximum current (rated cross-section)	-
Service temperature Min/Max	-
Rated impulse withstand voltage / pollution degree	12 kV / 3
Insulation stripping length	-
Tightening torque value (nom. / max.)	10 / 15 Nm
Width (pitch)	42 mm
Length	200 mm
Height mounted on TH35-7.5/TH35-15/G32	81 / 88 / 85 mm
Height for panel mounting	-
Length mounted on panel	-
Fixing distance between center	-
Insulation material temperature index (EN 60216-1)	130 °C
Plastic material	Polyamide UL94V-0
ACCESSORIES	
Cross-connection	
Model A)	PFX/150/... (cod. PX15...)
Rated current carrying capacity IEC/ATEX	-
Marking	
Single marking tag	CNU/8/51 (cod. NU0851S) – CNU/10/61 (cod. NU1061S)
End bracket	
TH35 screw type	BT/3 (cod. BT003)
TH35 snap-fit type	BTO (cod. BT007)
TH35 and G32 snap-fit type	BTU (cod. BT005)
Mounting rail	
IEC 60715/TH35	PR/3/...
IEC 60715/G32	PR/DIN/...
APPROVALS AND MARKINGS	  



* Panel mount version - M6 screws (recommended with screwdriver and washer slot)
* Parallel cross connection available

1 For more details on accessories, refer to the relevant chapters
2 (1) Bar width / bolt diameter

PRODUCT DESCRIPTION

GPM.150/C/BB
High current terminal bolt/bolt connection 150mm², with protections,

rail-mountable, beige.color