




Spring-clamp connector 2.5mm², 1-pole for HVTE.2



Series	HVTE-CHTE
Code	HVT900
Type	CHTE.2
HS code	85369010
Colour	Yellow-green
TECHNICAL FEATURES	
Function/Type	Female earth connector
Rated cross-section	2.5 mm ²
Connecting capacity	
Flexible wire	0.2-4 mm ²
Rigid wire	0.2-4 mm ²
Wire with ferrule - ferrule type	2.5 mm ² - WP25/14
Characteristics according to European standard IEC EN 60947-7-1-	
Maximum current (rated cross-section)	-
Caliber	A3
Characteristics according to UL	
Maximum voltage AC/DC	600 V
Maximum current (rated cross-section)	-
Section (min-max)	28-12 (AWG)
Characteristics according to ATEX directive and IEC ex standard	
Maximum voltage AC/DC	-
Insulation stripping length	10 mm
Width (pitch)	5.2 mm
Length	58 mm (1)
Height mounted on TH35-7.5/TH35-15/G32	67 / 75 / - mm (1)
Insulation material temperature index (EN 60216-1)	130 °C
Plastic material	Polyamide UL94V-0
ACCESSORIES	
End section	
Grey	CHP.2/PT/GR (cod. HVP901GR)
Blue	-
Thickness	2.5 mm
Cross-connection	
Model A)	PTC/03/... (cod. PTC03...)
Model B)	PTP/03/... (cod. PTC03...)
Rated current carrying capacity IEC/ATEX	24 A
Cross-connection identification strip	PTC/SP (cod. PTC0990)
Coloured partition plate	DFH/1/R (cod. DH01R)
Cross-connection barrier	-
Test plug	SDD/1 (cod. DD001)
Modular test plug	SDH/5 (cod. DH005)
End section for modular test plug	SH5/PT (cod. DH501)
Marking	
Single marking tag	CNU/8/51 (cod. NU0851S) - CNU/10/51 (cod. NU1051S)
Single marking tag for pitch insertion	CNU/8/51 (cod. NU0851S)
End bracket	
TH35 screw type	-
TH35 snap-fit type	-
TH35 and G32 snap-fit type	-
DIN rail according to IEC 60715/TH35	-
APPROVALS AND MARKINGS	



* Suitable for pluggable CHTE.2 pluggable connectors

1 For more details on accessories, refer to the relevant chapters
2 (1) Dimensions with connector inserted

PRODUCT DESCRIPTION

CHTE.2 Spring-clamp connector 2.5mm², 1-pole for HVTE.2