





Screw terminal block 2.5mm², 3-levels, for sensor connection, beige color

Series	TL
Code	TL100
Type	TLS.2
HS code	85369010
Colour	Beige
TECHNICAL FEATURES	
Function/Type	3 levels – for sensors
Rated cross-section	2.5 mm ²
Connecting capacity	
Flexible wire	0.2-4 mm ²
Rigid wire	0.2-4 mm ²
Wire with ferrule - ferrule type	2.5 mm ² – WP25/14
Characteristics according to European standard IEC EN 60947-7-1	
Maximum voltage AC/DC	250 V
Maximum current (rated cross-section)	24 A
Caliber	A3
Characteristics according to UL	
Maximum voltage AC/DC	600 V
Maximum current (rated cross-section)	15 A
Section (min-max)	20-12 (AWG)
Tightening torque value (UL)	3.5 lb.in
Characteristics according to ATEX directive and IEC ex standard	
Maximum voltage AC/DC	–
Maximum current (rated cross-section)	–
Service temperature Min/Max	–
Rated impulse withstand voltage / pollution degree	4 kV / 3
Insulation stripping length	8 mm
Tightening torque value (nom. / max.)	0.4 / 0.8 Nm
Width (pitch)	6.2 mm
Length	62.5 mm
Height mounted on TH35-7.5/TH35-15/G32	52 / 60 / – mm
Insulation material temperature index (EN 60216-1)	130 °C
Plastic material	Polyamide UL94V-0
ACCESSORIES	
End section	
Grey	TLS/PT/GR (cod. TL101GR)
Blue	–
Beige	TLS/PT (cod. TL101)
Thickness	1.5 mm
Cross-connection	
Model A)	PM/.../... (cod. PM...)
Model B)	–
Rated current carrying capacity IEC/ATEX	24 A
Cross-connection identification strip	–
Internal removable cross-connection	–
Switchable cross-connection	POS/41 (cod. POS41)
Multiple cross-connection bar	PMP/02 (cod. PMP02)
Shunting screw and sleeve (Standard / Exe)	CPM/21 (cod. CPM21) / –
Protection cover	PRP/5 (cod. PRP05)
Coloured partition plate	DFU/3/R (cod. DU03R)
Cross-connection barrier	DFM/400 (cod. DF400)
Test plug socket	SDD/1 (cod. DD001) – PSD/A (cod. PD001)
Modular test plug	–
End section for modular test plug	–
Marking	
Single marking tag	CNU/8/51 (cod. NU0851S) – CNU/10/61 (cod. NU1061S)
Single marking tag for pitch insertion	CNU/8/51 (cod. NU0851)
End bracket	
TH35 screw type	BT/3 (cod. BT003)
TH35 snap-fit type	BTO (cod. BT007)
TH35 and G32 snap-fit type	BTU (cod. BT005)
Mounting rail	
IEC 60715/TH35	PR/3/...
IEC 60715/G32	PR/DIN/...
APPROVALS AND MARKINGS	
	  

For the installation on limited longitudinal space where high density wiring is needed together with reliable insulation, special feed-through two/three level terminal blocks are available. The three level terminal blocks are suitable for circuits which are to be used and connected with specific equipment, as for example proximity sensors. In fact, through the combined use of TLS.2 and TLD.2 terminal blocks it is possible to connect in an optimal and economic manner both power supply conductors on input to the sensor, and those on output carrying the signal of the same. Particularly in the TLS.2 terminal block, the intermediate and lower levels can be used to feed the sensors in d.c., the feeding is distributed on the adjoining elements of the terminal board by means of a special LOCK connection system. The above mentioned conducting bodies have a fork, pointed towards the exterior of the terminal block, which connects to the homologous element of the adjoining terminal block. The resulting contact is clamped with a screw, supplied already inserted in the conductor element. The LOCK system, above described, allows the connection of positive and negative poles, without the use of any other parallel cross connection. At the upper, feed-through level, the conductor for the return signal of the sensor is connected; inserting PRP/5 coloured protections in the special channels guarantees against all possible contact of the live parts and enables immediate identification of the polarity (Red for +, Blue for -). TLD.2 terminal block is perfectly compatible with the TLS.2 for the connection of proximity sensors, as it has the same electrical and mechanical characteristics. Two of six tightening units can be connected to the sensor feeding cables and distribute the power supply to the other sensors. The cross-connection between the intermediate and lower levels of these terminal blocks to the contiguous ones of the TLS.2 – the first of the Series – free from whatever connection; between the TLD.2 and TLS.2 terminal blocks a TLD/PI intermediate end section must be interposed, to ensure electric insulation of the TLD.2 terminal block conducting parts, which otherwise would be uncovered. TLD.2 terminal block can also be used for other connecting applications, in other types of circuits.



* With LOCK system

1 For more details on accessories, refer to the relevant chapters

2 (1) Is available a special version with green LED. TLS.2/T (cod. TL120) with LED between upper and intermediate levels.
TLS.2/U (cod. TL110) with LED between upper and lower levels.

PRODUCT DESCRIPTION

TLS.2 Screw terminal block 2.5mm², 3-levels, for sensor connection, beige color