




## Programmable electronic protection 0.5–4A 12-24Vdc

<b>Series</b>	CEP
<b>Code</b>	XCEPD2N
<b>Type</b>	CEP-D2N
<b>HS code</b>	85361010
<b>INPUT TECHNICAL DATA</b>	
<b>Input rated voltage</b>	12-24 Vdc
<b>Input voltage range</b>	11...30 Vdc
<b>Input current</b>	4 A
<b>OUTPUT TECHNICAL DATA</b>	
<b>Version</b>	1-channel NEC
<b>Output voltage range</b>	12-24 Vdc (voltage drop max. 275 mV/4 A)
<b>Continuous current</b>	0.5...4 A DC adjustable in 0.5 A step (Pout max ≤ 100W)
<b>Max system current</b>	40 A DC with XCEPRCC distribution bar
<b>Curve di intervento</b>	Fast (1), medium (2), slow 1 (3)
<b>Max connectable output capacity</b>	4700µF
<b>Protection</b>	electronic, against reverse polarity
<b>Controllo remoto ON / OFF</b>	DC 12/24 V acc. to EN 61131 OFF: <800 ms ON: >1 s
<b>Status indication</b>	Green LED: OK, red LED: alarm
<b>Alarm contact</b>	open collector transistor (overcurrent status or manual switched oFF)
<b>GENERAL TECHNICAL DATA</b>	
<b>Operating temperature range</b>	-25...+50°C
<b>Safety Standard</b>	—
<b>EMC Standard</b>	EN 61000-6-2, EN 61000-6-3
<b>Protection degree</b>	IP 20
<b>Connection terminal</b>	2.5 mm <sup>2</sup> push-in
<b>Housing material</b>	UL94V-0 plastic material
<b>Dimensions (LxHxD)</b>	8.1×107.4×116.0 mm
<b>Approximate weight</b>	70 g
<b>Mounting information</b>	Any position, side-by-side individually or in a bank with distribution bridge
<b>ACCESSORIES</b>	
<b>Mounting rail (IEC60715/TH35-7.5)</b>	PR003, PR903, PR005, PR905
<b>Marking tag</b>	NUWDU50S (100 tags)
<b>Ponte di alimentazione</b>	XCEPRCC (1 m) XCEPRCC04 (for 4 modules) XCEPRCC08 (for 8 modules) XCEPRCC16 (for 16 modules)
<b>Supporto ponte di alimentazione</b>	XCEPSS
<b>Copertura ponte di alimentazione</b>	XCEPRCP
<b>Ponte segnali</b>	XCEPBCR (8 poles red) XCEPBCB (8 poles blue)
<b>APPROVALS AND MARKINGS</b>	CE,  



## PRODUCT DESCRIPTION

CEP-D2N Programmable electronic protection 0.5–4A 12-24Vdc, NEC approved