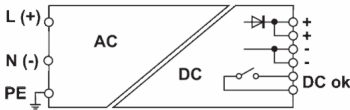







Single-phase power supply input 120-230Vac / output 24Vdc 3.5A



Series	COOL POWER
Code	XCSF85CP
Type	CSF85CP
HS code	85044083
INPUT TECHNICAL DATA	
Input rated voltage	120-230 Vac
Input voltage AC	90...264 Vac
Input voltage DC	100...345 Vdc (derating U _{in} <130Vdc)
Frequency	47...63 Hz
Current consumption	1.6 A (120 Vac) / 0.9 A (230 Vac)
Inrush peak current	20 A
Power factor	> 0.65
Internal protection fuse	T 2 A
External protection on AC line	MT: C-4 A / Fuse: T 4 A
OUTPUT TECHNICAL DATA	
Output voltage range	24 Vdc
Output adjustable range	23...27.5 Vdc
Continuous current	3.5 A at 50°C
Overload limiting	6 A for >30 s
Short circuit peak current	10 A for 50 ms
Ripple @ nominal ratings	70 mVpp
Hold up time	20 ms (120 Vac) / 70 ms (230 Vac)
Status indication	LED "DC OK" / LED "Alarm"
Alarm contact	dry contact, max. 1A @ 24 Vdc (U _{out} >21.6 Vdc)
Parallel connection	possible
Redundant parallel connection	already fitted with internal ORing diode
GENERAL TECHNICAL DATA	
Efficiency	86% (120 Vac) / 90% (230 Vac)
Dissipated power	14 W (120 Vac) / 10 W (230 Vac)
Operating temperature range	-20...+60°C (derating -1.45 W >45°C)
Input / output isolation	3 kVac / 60 s (SELV output)
Input / ground isolation	1.5 kVac / 60 s
Output / ground isolation	0.5 kVac / 60 s
Safety Standard	EN 62368-1, UL508
EMC Standard	EN 61000-3-2, EN 61000-3-3, EN 61000-4-11, EN 61000-4-2, EN 61000-4-3, EN 61000-4-4, EN 61000-4-5, EN 61000-4-6, EN 61000-6-2, EN 61000-6-4
Overvoltage category / pollution degree	II / 2
Protection degree	IP 20
Connection terminal	2.5 mm ² / 2.5 mm ²
Housing material	aluminium
Dimensions (LxHxD)	40x115x130 mm
Approximate weight	400 g
Mounting information	vertical on a rail, 10 mm from adjacent components
ACCESSORIES	
Mounting rail (IEC60715/TH35-7.5)	PR/3/AC, PR/3/AC/ZB, PR/3/AS, PR/3/AS/ZB
Mounting rail (IEC60715/TH35-15)	PR/3/PP, PR/3/PP/ZB, PR/3/PA, PR/3/PA/ZB
APPROVALS AND MARKINGS	   



- * Single phase and DC input
- * Short circuit, overload, input and output overvoltage protections
- * Over temperature protection
- * Suitable for applications that require high reliability and performance
- * Smart alarm contact, signals when output voltage drops more than 10%
- * High overload capability to ensure the protections selectivity and start-up of heavy loads

1 Please refer to the datasheet for more details

2 Above overcurrent limit, the protection starts cycling in ON/OFF mode(hiccup autoreset), the maximum current supplied depends by the line resistance

PRODUCT DESCRIPTION

CSF85CP Single-phase power supply input 120-230Vac / output 24Vdc 3.5A