

NEW PRODUCT



DIN rail 240W DC-UPS CSU series

Model	CSU5-240W/024V/AA
Code	XCSU5240W024VAA
Description	DC-UPS
Input	12V dc / 24 Vdc
Output	12V dc 20A / 24 Vdc 10A
Battery type	1,2...40 Ah lead type

Main characteristics

The XCSU5240W024VAA device, connected to the upstream power supply DC output, is capable, at the same time, to supply the load and to charge a backup battery, in order to avoid service discontinuities.

During the start-up phase, the 12Vdc or the 24Vdc mode is automatically selected based upon the input voltage.

An internal converter properly regulates the battery voltage while the load is normally supplied by the upstream power supply voltage.

The internal microprocessor manages the battery charge process and its maintenance. The user can select the battery capacity through a dedicated dip-switch configuration.

When in backup mode (the load is supplied by the battery), the device continuously checks the battery health avoiding deep discharging situations which can affect the battery life itself.

A timer (named as buffer timer) can be enabled to automatically switch off the device, after a certain time, when in battery mode. This allows to save energy and to preserve the battery health at the same time.

This product is the technical evolution of the current XCSUPS1 (24Vdc) and XCSUPS2 (12Vdc) models.

Availability

February 2021

Price

The product is part of the Cabur catalogue, both online and standard, and is inserted in the Cabur pricelist at 220.00 €


Strengths

- One single device for both 12 and 24 Vdc, with automatic operating voltage selection
- No need for power supply regulation
- Suitable for 1.2Ah up to 40Ah batteries in normal charge mode, up to 60Ah batteries in slow charge mode
- Automatic switch off time configurable in the range from 30 sec up to 60 min
- Easy configuration with the frontal switches
- Battery start-up mode
- Alarm contact related to the input voltage status
- Alarm contact related to the battery status
- LED indications about the device status
- Start-up automatic test to check the coherence between the battery and the upstream power supply
- Protection fuse against load or battery damages
- Very compact size
- Push-in connection mode, no need for tools to install

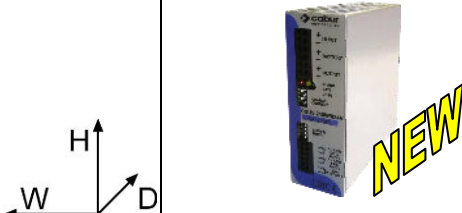


Applications

- Industrial automation and process control
- Building and home automation
- All the applications where the service continuity must be guaranteed

Application scheme



Technical comparison

Provider	Cabur	Cabur	Cabur	Notes
Code	XCSU5240W024VAA	XCSUPS1	XCSUPS2	
Model	CSU5-240W/024V/AA	CS-UPS1	CS-UPS2	
Immagine				

INPUT DATA

Nominal input voltage	12 o 24 Vdc	Min, 26 Vdc	Min. 15 Vdc	1
-----------------------	-------------	-------------	-------------	---

OUTPUT DATA

Nominal output voltage	12Vdc or 24 Vdc	25,5 Vdc	14,5 Vdc	1
- standard mode	9...12 Vdc or 18...24 Vdc	18...25,5 Vdc	9...14,5 Vdc	
Nominal current	20 A (12 Vdc) / 10 A (24 Vdc)	10 A	10 A	
Maximum overload current	22 A (12 Vdc) / 14 A (24 Vdc)	14 A	14 A	

BATTERY CHARGER

Battery type	Lead gel, acid gel	Lead gel	Lead gel	
Battery capacity	1,2...40 Ah (60 Ah slow charge)	10...20 Ah (40 Ah slow charge)	4...10 Ah (20 Ah slow charge)	2
Configurable current values	0,12...4 A	2 or 4 A	2 or 4 A	2
Charge mechanisms	Slow, fast, maintenance	Slow	Slow	
Buffer timer	0,5...60 minutes	No	No	3
Status signals	LED "DC IN", "BATTERY", "DC OUT"	LED "DC OK", "BATT", "OUT OK"	LED "DC OK", "BATT", "OUT OK"	4
Alarm contact	Input voltage status Battery status	Input voltage status	Input voltage status	5
Deep discharge protection	Yes	Yes	Yes	

GENERAL DATA

Configuration	DIP-switch	DIP-switch	DIP-switch	
Battery start	Yes	No	No	6
Efficiency	96%	88%	88%	
Operating temperature	-20...+70°C	-20...+60°C	-20...+60°C	
Connection	push-in terminal blocks 2.5 mm ²	Screw terminal blocks 2.5 mm ²	Screw terminal blocks 2.5 mm ²	7
Sizes (WxDxH) in mm	40x115x115 mm	55x130x115 mm	55x130x115 mm	
Weight	300 g	300 g	300 g	

Legenda:

upgrade

downgrade

Notes about the technical comparison:

- 1) the CS-UPS devices request for 2-3 V more than the nominal input value to allow a complete battery charge. The CSU5-240W integrates a DC-DC up converter which supplies 2-3 V more only to the battery while the load remains at the nominal voltage level
- 2) The CSU5-240W allows to manage a wider range of batteries and in a more suitable way with multiple modes
- 3) The CSU5-240W, in battery mode, can be automatically switched off in a programmable way
- 4) The CSU5-240W has three status LEDs to signal the device status in real time mode
- 5) Two independent alarm contacts monitor the input and the battery status
- 6) The CSU5-240W allows the battery start mode by means of a monostable switch connected to the dedicated frontal terminals
- 7) The push-in connectors allow a faster installation with no need for tools